

## EXERCISES FOR SECTION 2.6

In Exercises 1–4, assume that  $x$  and  $y$  are both differentiable functions of  $t$  and find the required values of  $dy/dt$  and  $dx/dt$ .

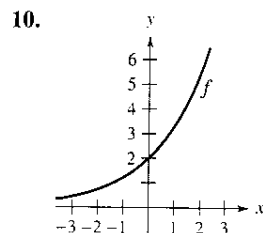
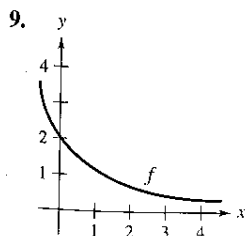
Equation	Find	Given
1. $y = \sqrt{x}$	(a) $\frac{dy}{dt}$ when $x = 4$	$\frac{dx}{dt} = 3$
	(b) $\frac{dx}{dt}$ when $x = 25$	$\frac{dy}{dt} = 2$
2. $y = 2(x^2 - 3x)$	(a) $\frac{dy}{dt}$ when $x = 3$	$\frac{dx}{dt} = 2$
	(b) $\frac{dx}{dt}$ when $x = 1$	$\frac{dy}{dt} = 5$
3. $xy = 4$	(a) $\frac{dy}{dt}$ when $x = 8$	$\frac{dx}{dt} = 10$
	(b) $\frac{dx}{dt}$ when $x = 1$	$\frac{dy}{dt} = -6$
4. $x^2 + y^2 = 25$	(a) $\frac{dy}{dt}$ when $x = 3, y = 4$	$\frac{dx}{dt} = 8$
	(b) $\frac{dx}{dt}$ when $x = 4, y = 3$	$\frac{dy}{dt} = -2$

In Exercises 5–8, a point is moving along the graph of the function such that  $dx/dt$  is 2 centimeters per second. Find  $dy/dt$  for the specified values of  $x$ .

Function	Values of $x$
5. $y = x^2 + 1$	(a) $x = -1$ (b) $x = 0$ (c) $x = 1$
6. $y = \frac{1}{1+x^2}$	(a) $x = -2$ (b) $x = 0$ (c) $x = 2$
7. $y = \tan x$	(a) $x = -\frac{\pi}{3}$ (b) $x = -\frac{\pi}{4}$ (c) $x = 0$
8. $y = \sin x$	(a) $x = \frac{\pi}{6}$ (b) $x = \frac{\pi}{4}$ (c) $x = \frac{\pi}{3}$

## Getting at the Concept

In Exercises 9 and 10, using the graph of  $f$ , (a) determine whether  $dy/dt$  is positive or negative given that  $dx/dt$  is negative, and (b) determine whether  $dx/dt$  is positive or negative given that  $dy/dt$  is positive.



11. Consider the linear function  $y = ax + b$ . If  $x$  changes at a constant rate, does  $y$  change at a constant rate? If so, does it change at the same rate as  $x$ ? Explain.

12. In your own words, state the guidelines for solving related rate problems.
13. Find the rate of change of the distance between the origin and a moving point on the graph of  $y = x^2 + 1$  if  $dx/dt = 2$  centimeters per second.
14. Find the rate of change of the distance between the origin and a moving point on the graph of  $y = \sin x$  if  $dx/dt = 2$  centimeters per second.
15. **Area** The radius  $r$  of a circle is increasing at a rate of 3 centimeters per minute. Find the rate of change of the area when (a)  $r = 6$  centimeters and (b)  $r = 24$  centimeters.
16. **Area** Let  $A$  be the area of a circle of radius  $r$  that is changing with respect to time. If  $dr/dt$  is constant, is  $dA/dt$  constant? Explain.
17. **Area** The included angle of the two sides of constant equal length  $s$  of an isosceles triangle is  $\theta$ .
- (a) Show that the area of the triangle is given by  $A = \frac{1}{2}s^2 \sin \theta$ .
- (b) If  $\theta$  is increasing at the rate of  $\frac{1}{2}$  radian per minute, find the rate of change of the area when  $\theta = \pi/6$  and  $\theta = \pi/3$ .
- (c) Explain why the rate of change of the area of the triangle is not constant even though  $d\theta/dt$  is constant.
18. **Volume** The radius  $r$  of a sphere is increasing at a rate of 2 inches per minute.
- (a) Find the rate of change of the volume when  $r = 6$  inches and  $r = 24$  inches.
- (b) Explain why the rate of change of the volume of the sphere is not constant even though  $dr/dt$  is constant.
19. **Volume** A spherical balloon is inflated with gas at the rate of 800 cubic centimeters per minute. How fast is the radius of the balloon increasing at the instant the radius is (a) 30 centimeters and (b) 60 centimeters?
20. **Volume** All edges of a cube are expanding at a rate of 3 centimeters per second. How fast is the volume changing when each edge is (a) 1 centimeter and (b) 10 centimeters?
21. **Surface Area** The conditions are the same as in Exercise 20. Determine how fast the *surface area* is changing when each edge is (a) 1 centimeter and (b) 10 centimeters.
22. **Volume** The formula for the volume of a cone is  $V = \frac{1}{3}\pi r^2 h$ . Find the rate of change of the volume if  $dr/dt$  is 2 inches per minute and  $h = 3r$  when (a)  $r = 6$  inches and (b)  $r = 24$  inches.
23. **Volume** At a sand and gravel plant, sand is falling off a conveyor and onto a conical pile at a rate of 10 cubic feet per minute. The diameter of the base of the cone is approximately three times the altitude. At what rate is the height of the pile changing when the pile is 15 feet high?
24. **Depth** A conical tank (with vertex down) is 10 feet across the top and 12 feet deep. If water is flowing into the tank at a rate of 10 cubic feet per minute, find the rate of change of the depth of the water when the water is 8 feet deep.

**25. Depth** A swimming pool is 12 meters long, 6 meters wide, 1 meter deep at the shallow end, and 3 meters deep at the deep end (see figure). Water is being pumped into the pool at  $\frac{1}{4}$  cubic meter per minute, and there is 1 meter of water at the deep end.

- (a) What percent of the pool is filled?
- (b) At what rate is the water level rising?

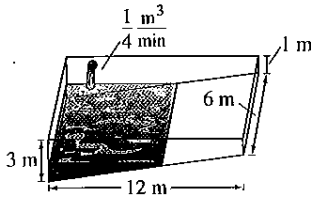


Figure for 25

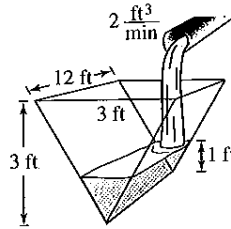


Figure for 26

**26. Depth** A trough is 12 feet long and 3 feet across the top (see figure). Its ends are isosceles triangles with altitudes of 3 feet.

- (a) If water is being pumped into the trough at 2 cubic feet per minute, how fast is the water level rising when it is 1 foot deep?
- (b) If the water is rising at a rate of  $\frac{3}{8}$  inch per minute when  $h = 2$ , determine the rate at which water is being pumped into the trough.

**27. Moving Ladder** A ladder 25 feet long is leaning against the wall of a house (see figure). The base of the ladder is pulled away from the wall at a rate of 2 feet per second.

- (a) How fast is the top moving down the wall when the base of the ladder is 7 feet, 15 feet, and 24 feet from the wall?
- (b) Consider the triangle formed by the side of the house, the ladder, and the ground. Find the rate at which the area of the triangle is changing when the base of the ladder is 7 feet from the wall.
- (c) Find the rate at which the angle between the ladder and the wall of the house is changing when the base of the ladder is 7 feet from the wall.




Figure for 27

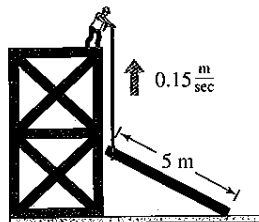


Figure for 28

**FOR FURTHER INFORMATION** For more information on the mathematics of moving ladders, see the article "The Falling Ladder Paradox" by Paul Scholten and Andrew Simoson in *The College Mathematics Journal*. To view this article, go to the website [www.matharticles.com](http://www.matharticles.com).

**28. Construction** A construction worker pulls a 5-meter plank up the side of a building under construction by means of a rope tied to one end of the plank (see figure). Assume the opposite end of the plank follows a path perpendicular to the wall of the

building and the worker pulls the rope at a rate of 0.15 meter per second. How fast is the end of the plank sliding along the ground when it is 2.5 meters from the wall of the building?

**29. Construction** A winch at the top of a 12-meter building pulls a pipe of the same length to a vertical position, as shown in the figure. The winch pulls in rope at a rate of  $-0.2$  meter per second. Find the rate of vertical change and the rate of horizontal change at the end of the pipe when  $y = 6$ .

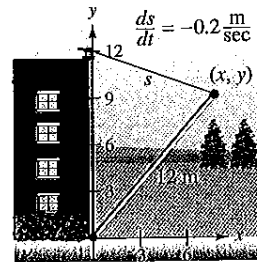


Figure for 29

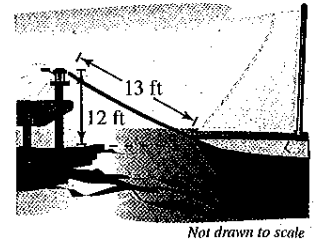


Figure for 30

**30. Boating** A boat is pulled into a dock by means of a winch 12 feet above the deck of the boat (see figure).

- (a) The winch pulls in rope at a rate of 4 feet per second. Determine the speed of the boat when there is 13 feet of rope out. What happens to the speed of the boat as it gets closer to the dock?
- (b) Suppose the boat is moving at a constant rate of 4 feet per second. Determine the speed at which the winch pulls in rope when there is a total of 13 feet of rope out. What happens to the speed at which the winch pulls in rope as the boat gets closer to the dock?

**31. Air Traffic Control** An air traffic controller spots two planes at the same altitude converging on a point as they fly at right angles to each other (see figure). One plane is 150 miles from the point moving at 450 miles per hour. The other plane is 200 miles from the point moving at 600 miles per hour.

- (a) At what rate is the distance between the planes decreasing?
- (b) How much time does the air traffic controller have to get one of the planes on a different flight path?

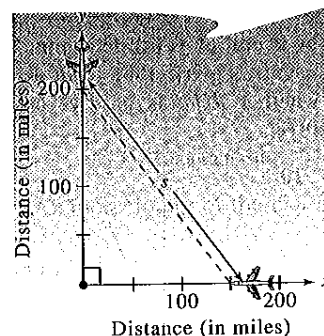


Figure for 31

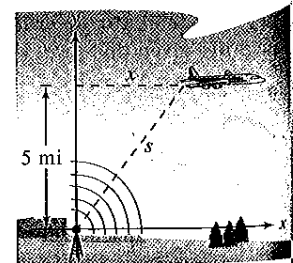


Figure for 32

**32. Air Traffic Control** An airplane is flying at an altitude of 5 miles and passes directly over a radar antenna (see figure). When the plane is 10 miles away ( $s = 10$ ), the radar detects that the distance  $s$  is changing at a rate of 240 miles per hour. What is the speed of the plane?

33. **Baseball** A baseball diamond has the shape of a square with sides 90 feet long (see figure). A player running from second base to third base at a speed of 28 feet per second is 30 feet from third base. At what rate is the player's distance  $s$  from home plate changing?

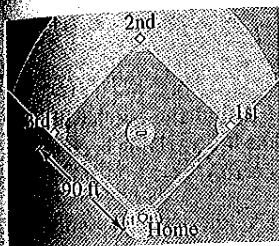


Figure for 33 and 34

34. **Baseball** For the baseball diamond in Exercise 33, suppose the player is running from first to second at a speed of 28 feet per second. Find the rate at which the distance from home plate is changing when the player is 30 feet from second base.

35. **Shadow Length** A man 6 feet tall walks at a rate of 5 feet per second away from a light that is 15 feet above the ground (see figure). When he is 10 feet from the base of the light,

- (a) at what rate is the tip of his shadow moving?
- (b) at what rate is the length of his shadow changing?

36. **Shadow Length** Repeat Exercise 35 for a man 6 feet tall walking at a rate of 5 feet per second toward a light that is 20 feet above the ground (see figure).




Figure for 36

37. **Machine Design** The endpoints of a movable rod of length 1 meter have coordinates  $(x, 0)$  and  $(0, y)$  (see figure). The position of the end on the  $x$ -axis is

$$x(t) = \frac{1}{2} \sin \frac{\pi t}{6}$$

where  $t$  is the time in seconds.

- (a) Find the time of one complete cycle of the rod.
  - (b) What is the lowest point reached by the end of the rod on the  $y$ -axis?
  - (c) Find the speed of the  $y$ -axis endpoint when the  $x$ -axis endpoint is  $(\frac{1}{4}, 0)$ .
38. **Machine Design** Repeat Exercise 37 for a position function of  $x(t) = \frac{3}{5} \sin \pi t$ . Use the point  $(\frac{3}{10}, 0)$  for part (c).




Figure for 35

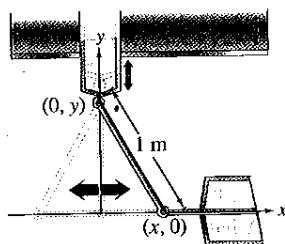


Figure for 37

39. **Evaporation** As a spherical raindrop falls, it reaches a layer of dry air and begins to evaporate at a rate that is proportional to its surface area ( $S = 4\pi r^2$ ). Show that the radius of the raindrop decreases at a constant rate.

40. **Electricity** The combined electrical resistance  $R$  of  $R_1$  and  $R_2$ , connected in parallel, is given by

$$\frac{1}{R} = \frac{1}{R_1} + \frac{1}{R_2}$$

where  $R$ ,  $R_1$ , and  $R_2$  are measured in ohms.  $R_1$  and  $R_2$  are increasing at rates of 1 and 1.5 ohms per second, respectively. At what rate is  $R$  changing when  $R_1 = 50$  ohms and  $R_2 = 75$  ohms?

41. **Adiabatic Expansion** When a certain polyatomic gas undergoes adiabatic expansion, its pressure  $p$  and volume  $V$  satisfy the equation

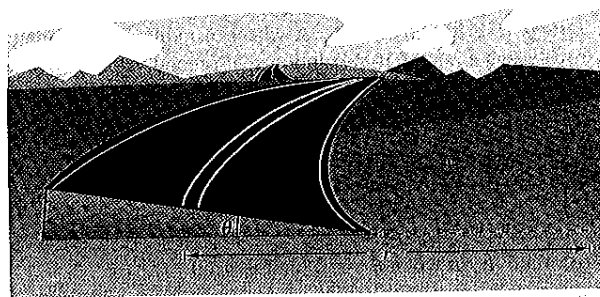
$$pV^{1.3} = k$$

where  $k$  is a constant. Find the relationship between the related rates  $dp/dt$  and  $dV/dt$ .

42. **Roadway Design** Cars on a certain roadway travel on a circular arc of radius  $r$ . In order not to rely on friction alone to overcome the centrifugal force, the road is banked at an angle of magnitude  $\theta$  from the horizontal (see figure). The banking angle must satisfy the equation

$$rg \tan \theta = v^2$$

where  $v$  is the velocity of the cars and  $g = 32$  feet per second per second is the acceleration due to gravity. Find the relationship between the related rates  $dv/dt$  and  $d\theta/dt$ .



43. **Angle of Elevation** A balloon rises at a rate of 3 meters per second from a point on the ground 30 meters from an observer. Find the rate of change of the angle of elevation of the balloon from the observer when the balloon is 30 meters above the ground.

44. **Angle of Elevation** A fish is reeled in at a rate of 1 foot per second from a point 10 feet above the water (see figure). At what rate is the angle between the line and the water changing when there is a total of 25 feet of line out?

